

SG

**SLIDE GLASS**



Sliding system for glass structure installation without thermal insulation, characterised by minimal visibility of the edges of aluminium profiles.

SG

Sliding system for glass structure installation without thermal insulation, characterised by minimal visibility of the edges of aluminium profiles.

The Slide Glass system offers a solution for a profile-free labyrinth joint (without sealing) or a joint between movable door leaves using a narrow brush profile.

Possibility of using 3-, 4- and 5-track guides.

Infill: 10 mm thick tempered glass.

Concealed drainage is possible in the system through lower subframe profiles.

The system is equipped with dedicated hardware:

- adjustable or non-adjustable trolleys,
- glass-fixed handle pull
- and special hook locks.

It can be closed using the built-in catch or the side closure with a lock.

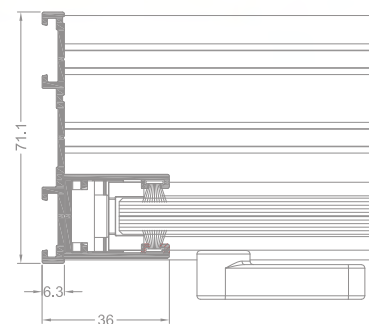
The rails for moving the door leaves can be made of aluminium or stainless steel (the rails can be independent, mounted in the travel tracks).

System-based solutions provide for the possibility of compensating deflections from components located above the sliding body.

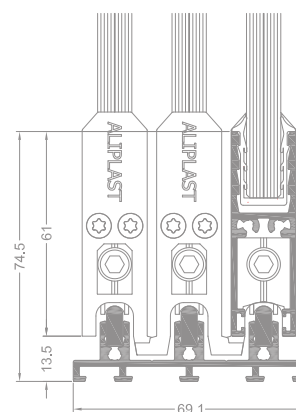
System application:

- installation of vertical walls in pergolas, terraces, etc.
- sliding glass doors.

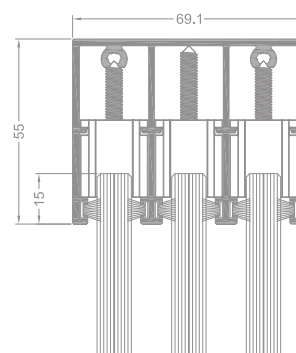
A wide range of colours available - RAL palette (Qualicoat 1518), structural colours, Aliplast Wood Colour Effect (Qualideco PL-0001), anodized (Qualanod 1808), bi-colour.



vertical section / sash - frame - brick



bottom horizontal section / sash - frame



top horizontal section / top sash - frame

## TECHNICAL SPECIFICATION

SYSTEM	MATERIAL	DOOR LEAF WIDTH	DOOR LEAF HEIGHT	GLAZING RANGE	WEIGHT OF LEAF	TYPE OF DOORS
SG	aluminium	690 mm to 1130 mm	/ to 2600 mm	/ 10 mm	max. 80 kg	sliding